

Sensory Learning: Visual and Read/Write learner.

Bloom's Digital Taxonomy: Applying - Editing

Creating - Mixing, remixing, digital publishing.

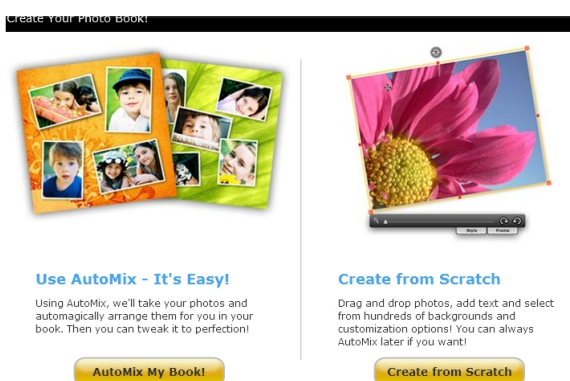
Starter Sheet - Tools for Teachers

Mixbook is an online web 2.0 tool that allows the user (registration required) to create photo albums for publishing. The product is a self publishing tool that will allow students and teachers to create, share and potentially print books. The user selects the individual page style within their book, these can contain text only or one of more images, upload images, add narration to create a product. This can be shared with other users or ordered as a book. This is a tool for presentations, e-portfolios and publications.

Process: 1. Create an account (Free). 2. Start a Mixbook. 3. Select pages styles, add images, text, backgrounds etc (or select auto layout option). 4. Share by email invitation or publishing in hard copy (Cost involved in this).



Mixbook is an online Desk Top Publishing Product. The web site allows a one stop process from creation to publishing and printing.



URL

<http://www.mixbook.com>

Alternatives:

Off line products like the open source DTP tool Scribus (www.scribus.net) allows the user to create and structure documents. Publishing tools like Lulu (www.lulu.com) will, if required, allow you to have publish in hard copy books.

Mixbook allows the user to create their own layout or have it generated for them.

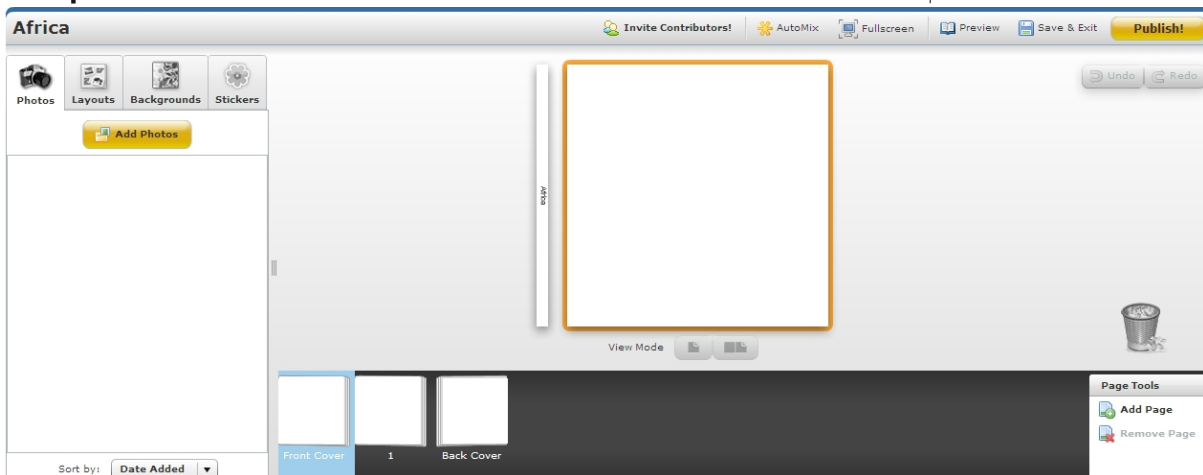
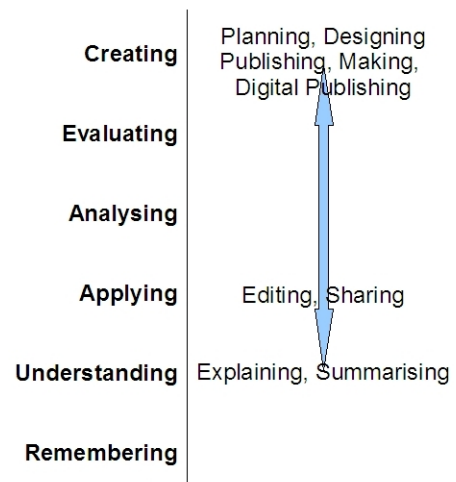
Mixbook In the Classroom



While Mixbook's purpose is to publish in print format books, this tool can be **easily adapted for classroom use**. It is an engaging tool that allows students to create and publish. This exemplar looks at students creating **portfolios of their own work**. **In English**, the Middle School students are studying poetry. They are examining a variety of **genre, authors and styles** and then **creating** poetry of their own in the different form. Their study ranges from haiku to Sonnets.

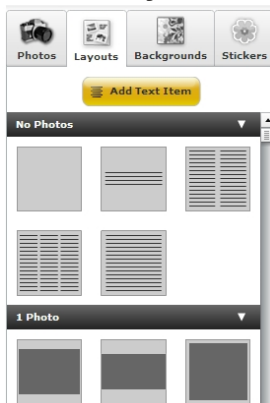

The students **create an account** in Mixbook and share their **user name** with their teacher. They then **start** a Mixbook using the **Create from Scratch** option. They give their Mixbook a **title** and fill in the **description**.

Bloom's & Desktop Publishing

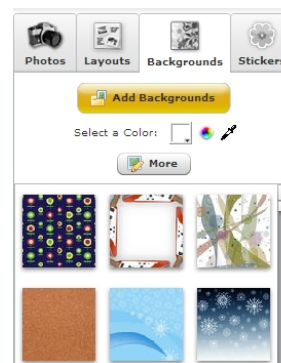


The **Workspace tool** allows the students to select the **page style (text only or text and images)**, add **backgrounds, images and stickers**.

The students start new pages for each of their poems, adding images or backgrounds that enhance the presentation of their work. They structure the page to **enhance flow and readability** from the range of tools and



The variety of **layouts** (See left) available provides the students with many different options for structuring their pages. Text can be structured in to **multiple columns**. Images of different sizes and number can be selected.



The **backgrounds** can reflect a festive theme (See left) or can provide suitable backgrounds or **textures** for the students creations. Colors can be manipulated to suit the purpose and mood of the poem.